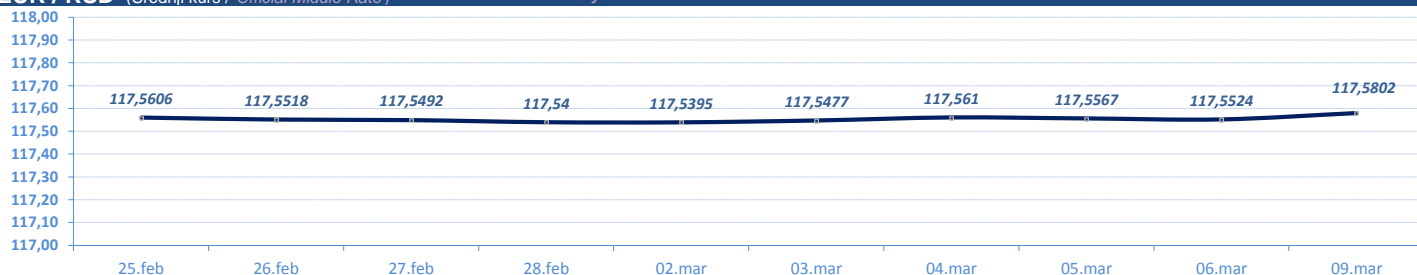


VESTI / NEWS

- ▶ **SREDNJI KURS EUR/RSD**: Dinar bez značajnije promene, srednji kurs **117,5802**. Obim međubankarske trgovine evrom na dan 6. mart do 12:30h iznosio je 35 miliona evra.
- ▶ **BOGRADSKA BERZA**: Indeksi zabeležili pad vrednosti, **BELEX15** niži za 1,7 odsto, **BELEXline** za 0,38 odsto. Promet veći u odnosu na prethodni dan, na regulisanom tržištu najviše trgovano akcijama NIS-a, Alfa plama, Messer Tehnogasa, Jedinstva Sevojno i Impol Sevala.
- ▶ **Ministarstvo finansija**: U januaru u **budžetu** Srbije zabeležen **deficit od 12,14 milijardi dinara**, objavilo je Ministarstvo finansija. Budžetom za 2020.godinu planiran je deficit u iznosu od 3,9 milijardi dinara.
- ▶ **Ministarstvo finansija**: **Javni dug** Srbije na kraju januara iznosio je **24,21 milijardi evra** što predstavlja **48,9 odsto BDP-a**, objavilo je Ministarstvo finansija. U odnosu na kraj decembra dug je veći za oko 265 miliona evra. Zakonom o budžetskom sistemu učešće javnog duga u BDP-u ograničeno je na 45 odsto.

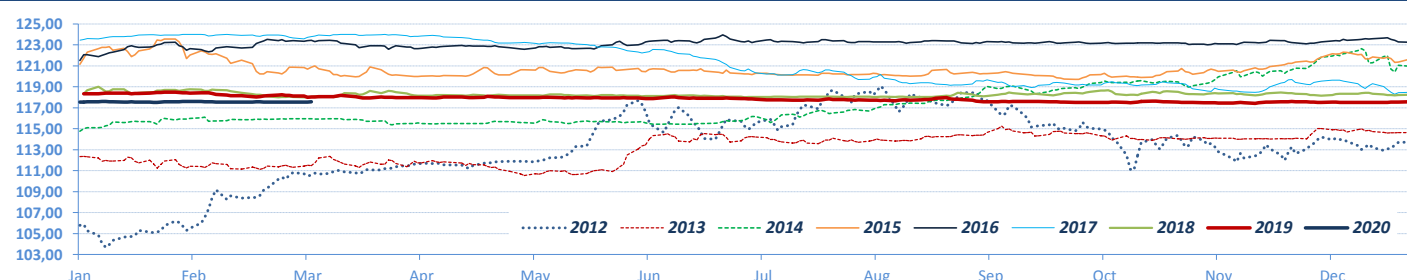
DEVIZNO TRŽIŠTE / FX MARKET

EUR / RSD (Srednji kurs / Official Middle Rate) ▶ 10 dana / 10 days

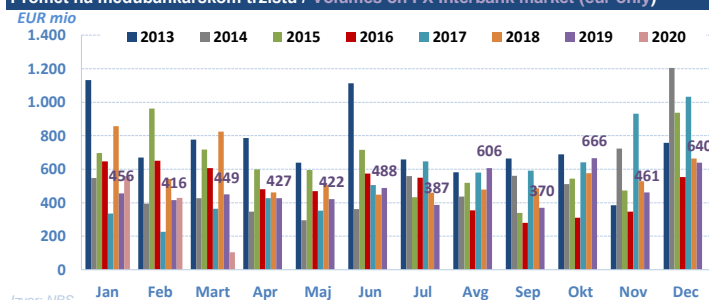


Izvor/Source: NBS

EUR / RSD (Srednji kurs/ Official middle rate) ▶ Jan -

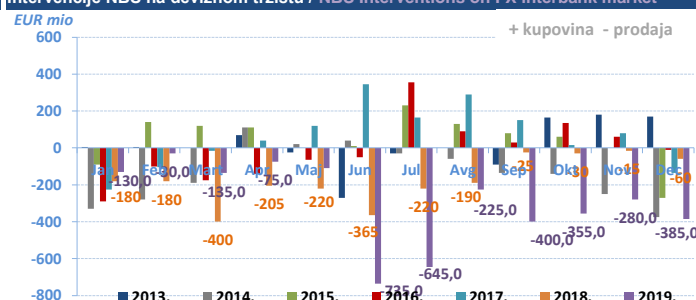


Promet na međubankarskom tržištu / Volumes on FX Interbank market (eur only)

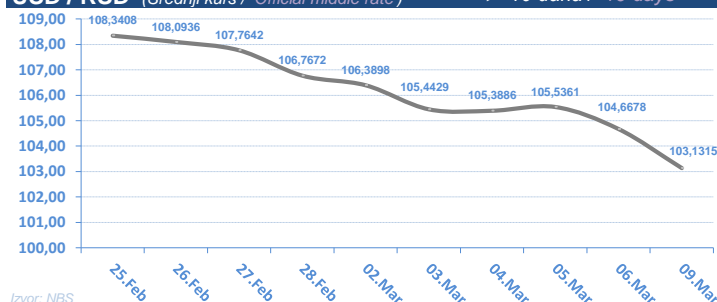


Izvor: NBS

Intervencije NBS na deviznom tržištu / NBS Interventions on FX interbank market

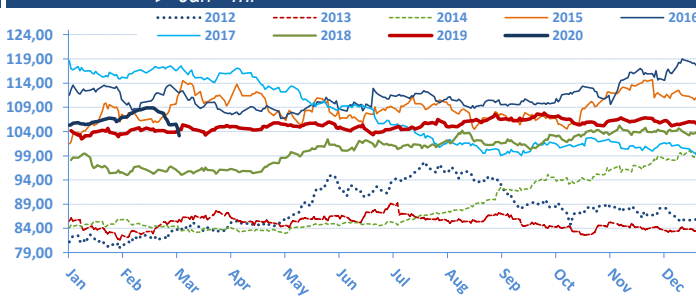


USD / RSD (Srednji kurs / Official middle rate) ▶ 10 dana / 10 days

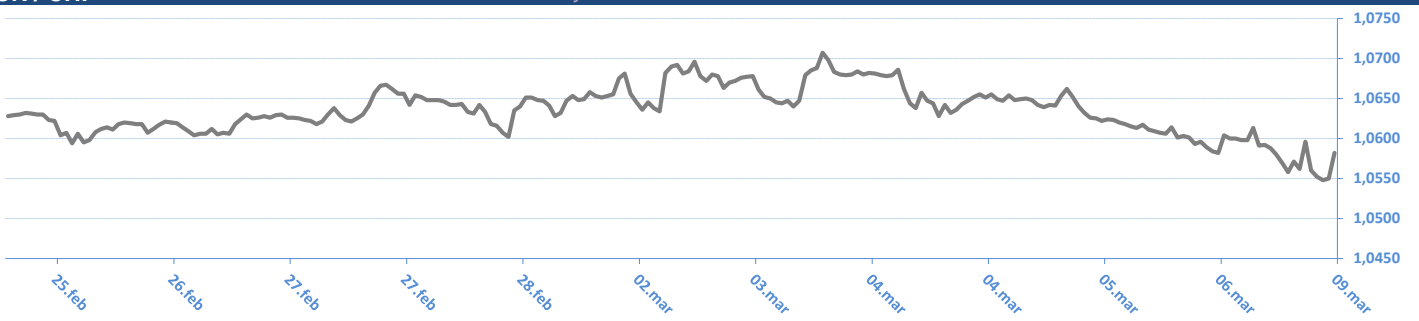
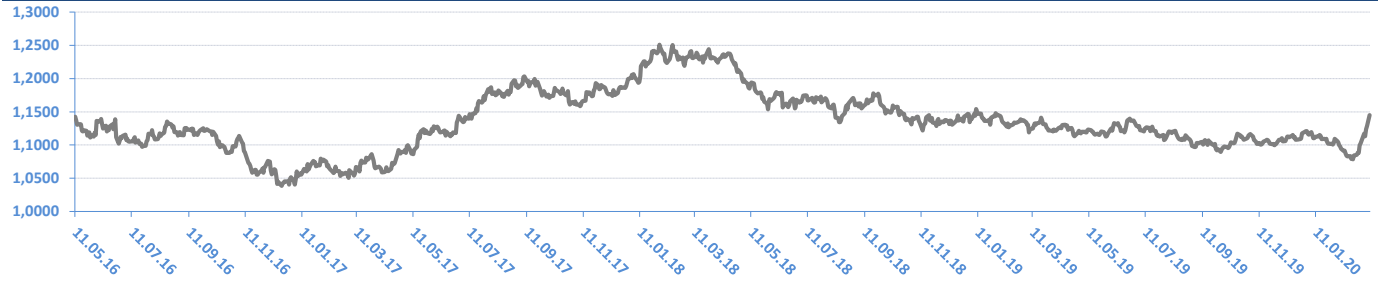
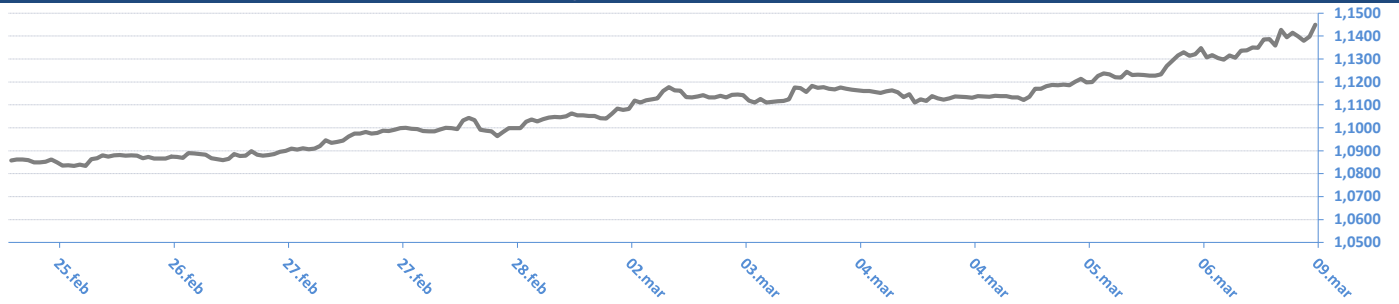


Izvor: NBS

▶ Jan -



Monthly change	EUR/RSD	%	USD/RSD	%	Yearly change	EUR/RSD	%	USD/RSD	%
02.03.20	117,5395	-0,05%	106,3898	1,03%	09.03.20	117,5802	-0,65%	103,1315	-1,01%
03.01.20	117,5967	0,03%	105,3073	-1,30%	03.01.20	117,5967	-0,63%	105,3073	1,08%
02.12.19	117,5665	0,04%	106,6943	1,33%	03.01.19	118,3439	0,00%	104,1851	6,16%
01.11.19	117,5235	0,01%	105,2889	-2,38%	03.01.18	118,3431	-4,14%	98,1367	-17,25%
01.10.19	117,5135	-0,17%	107,8600	0,70%	04.01.17	123,4512	1,59%	118,6004	6,34%
02.09.19	117,7193	-0,02%	107,1149	0,55%	04.01.16	121,5145	0,30%	111,5324	9,90%
01.08.19	117,7449	-0,12%	106,5275	2,44%	05.01.15	121,1543	5,58%	101,4863	20,72%
01.07.19	117,8875	-0,04%	103,9939	-1,42%	03.01.14	114,7559	2,14%	84,0641	-1,67%
03.06.19	117,9288	-0,03%	105,4914	-0,08%	03.01.13	112,3495	6,20%	85,4889	5,32%
03.05.19	117,9626	-0,01%	105,5783	0,57%	04.01.12	105,7880	-0,21%	81,1693	2,16%
01.04.19	117,9759	-0,13%	104,9794	1,06%	04.01.11	106,0156	10,47%	79,4541	18,48%
01.03.19	118,1291	-0,25%	103,8772	0,32%	04.01.10	95,9679	7,17%	67,0635	4,25%
01.02.19	118,4266		103,5469		05.01.09	89,5436		64,3273	



Izvor / Source: Reuters

09.03.2020 08:51:39

EUR / XX

Valutni par / CCY pair	Kupovni/BID	Prodajni/ASK
EUR/USD	1,1451	1,1452
EUR/JPY	116,9400	117,0000
EUR/GBP	0,8676	0,8681
EUR/CHF	1,0581	1,0585
EUR/DKK	7,4712	7,4715
EUR/NOK	10,9898	10,9928
EUR/SEK	10,7315	10,7340
EUR/CAD	1,5627	1,5636
EUR/AUD	1,7498	1,7501
EUR/HUF	337,2000	337,7500
EUR/CZK	25,5320	25,5820
EUR/PLN	4,3176	4,3204
EUR/HRK	7,5100	7,5150
EUR/RUB	84,7418	84,9207
EUR/NZD	1,8264	1,8269

USD / XX

Valutni par / CCY pair	Kupovni/BID	Prodajni/ASK
USD/EUR	0,8732	0,8732
USD/JPY	102,1300	102,1600
USD/GBP	0,7577	0,7580
USD/CHF	0,9239	0,9243
USD/DKK	6,5239	6,5249
USD/NOK	9,5975	9,6005
USD/SEK	9,3702	9,3732
USD/CAD	1,3648	1,3652
USD/AUD	1,5281	1,5286
USD/HUF	294,3000	294,6000
USD/CZK	22,3120	22,3220
USD/SKK	21,5460	21,6000
USD/PLN	3,7714	3,7743
USD/HRK	6,5550	6,5590
USD/RUB	73,4950	73,5500
USD/NZD	1,5944	1,5954

* Međunarodno devizno međubankarsko tržište / International FX Interbank Market

Izvor / Source: Reuters

EURIBOR

SW	-0,520
1M	-0,501
3M	-0,473
6M	-0,427
1Y	-0,348

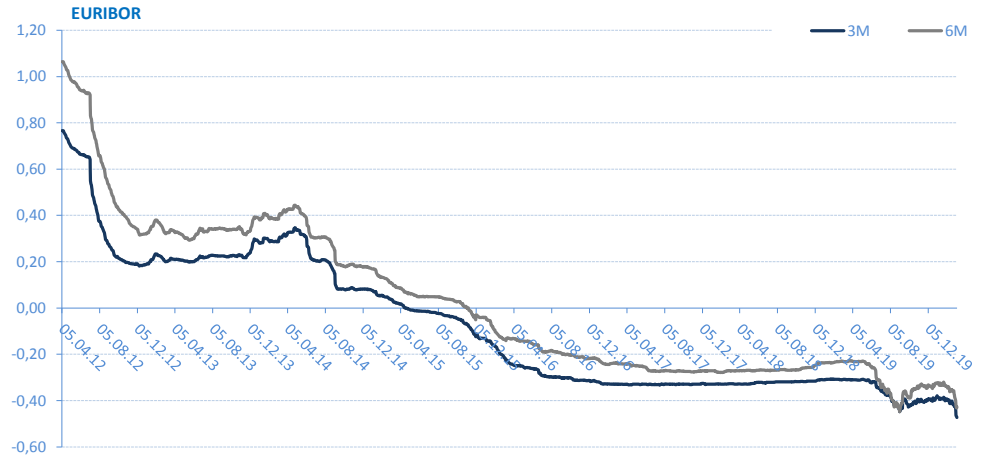
* Izvor: Reuters; Objavljeno prethodnog radnog dana

Kamatne stope Centralnih Banaka

Interest rates of Central banks

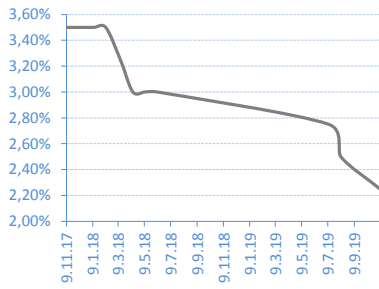
CB	Kamatna stopa / Interest rate
USD	1,25
EUR	0,00
GBP	0,75
CAD	1,25
AUD	0,50
JPY	0,10

* Izvor: Reuters; Objavljeno prethodnog radnog dana



REFERENTNA KAMATNA STOPA NBS / NBS Key Policy Rates

Date	Rate	Change (%)
07.11.19	2,25%	-10,00%
08.08.19	2,50%	-9,09%
11.07.19	2,75%	-8,33%
08.06.18	3,00%	0,00%
10.05.18	3,00%	0,00%
12.04.18	3,00%	-7,69%
14.03.18	3,25%	-7,14%
08.02.18	3,50%	0,00%
11.01.18	3,50%	0,00%
07.12.17	3,50%	



* Izvor/Source : NBS

BEONIA

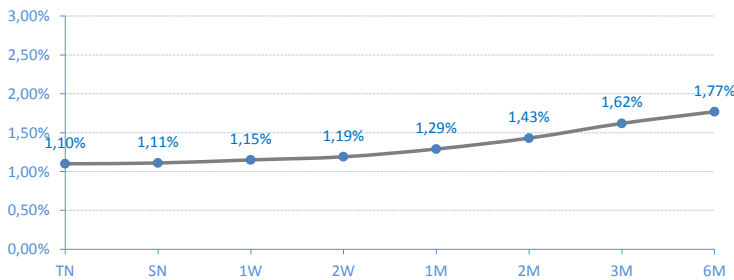
Date	Rate	Change (%)
06.03.20	1,01%	-1,94%
05.03.20	1,03%	-0,96%
03.03.20	1,04%	0,00%
02.03.20	1,04%	0,00%
28.02.20	1,04%	0,00%
27.02.20	1,04%	0,00%
26.02.20	1,04%	0,00%
25.02.20	1,04%	0,00%
24.02.20	1,04%	-0,95%
21.02.20	1,05%	



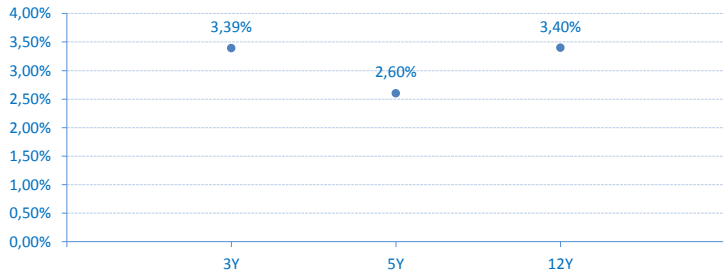
* Izvor/Source : Reuters; Objavljeno prethodnog radnog dana / Published on previous working day

Kamatne stope/Prinos na tržištu / Market Interest Rates

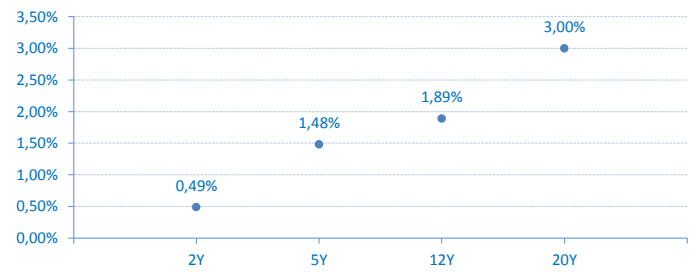
Belibor



Državne HOV Republike Srbije u Evrima - prinosi sa poslednje aukcije
Government bonds (EUR) of Republic of Serbia - yield on last primary auction



Državne HOV Republike Srbije u Dinarima - prinosi sa poslednje aukcije
Government bonds (RSD) of Republic of Serbia - yield on last primary auction



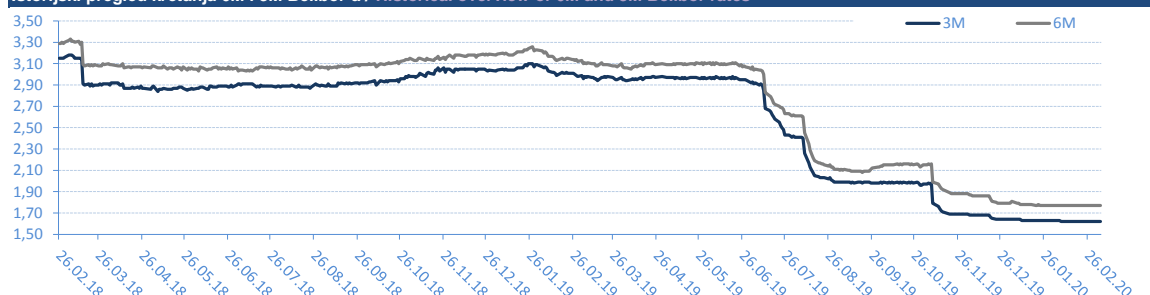
BELIBOR

Trenutne stope / Current rates

TN	1,10%
SN	1,11%
1W	1,15%
2W	1,19%
1M	1,29%
2M	1,43%
3M	1,62%
6M	1,77%

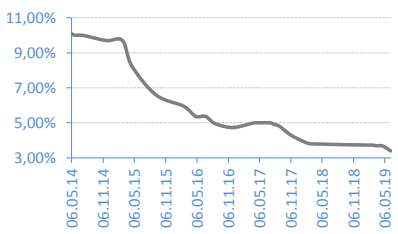
* Izvor/Source : Reuters; Objavljeno prethodnog radnog dana / Published on previous working day

Istorijski pregled kretanja 6M i 3M Belibor-a / Historical overview of 6M and 3M Belibor rates



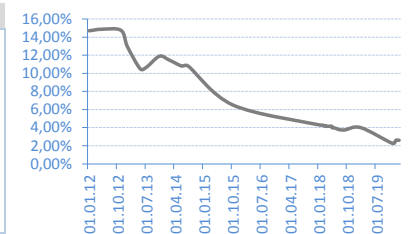
G-BONDS 3Y - RSD

Date	Rate	Realisation
11.06.19	3,39%	62,60%
23.04.19	3,68%	88,70%
19.03.19	3,69%	112,71%
20.02.19	3,73%	120,53%
15.01.19	3,73%	60,94%
28.02.18	3,80%	100,00%
30.01.18	3,88%	34,77%
06.11.17	4,29%	97,97%



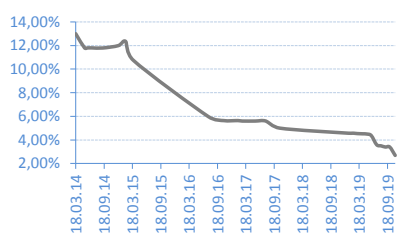
G-BONDS 5Y - RSD

Date	Rate	Realisation
04.02.20	2,60%	74,16%
28.01.20	2,60%	122,78%
10.12.19	2,25%	74,90%
05.02.19	4,00%	105,83%
11.09.18	3,74%	98,60%
14.08.18	3,75%	65,62%
17.07.18	3,80%	40,58%
05.06.18	3,95%	35,67%



G-BONDS 7Y - RSD

Date	Rate	Realisation
05.11.19	2,69%	100,00%
01.10.19	3,40%	247,35%
03.09.19	3,40%	51,86%
06.08.19	3,50%	47,86%
09.07.19	3,59%	153,64%
04.06.19	4,37%	267,04%
07.05.19	4,50%	134,27%
10.04.19	4,52%	75,42%

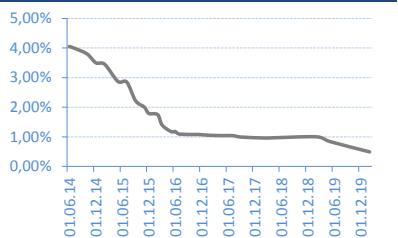


G-BONDS 12Y - RSD

Date	Rate	Realisation
18.02.20	3,40%	275,77%

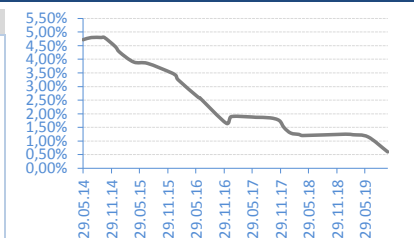
G-BONDS 2Y - EUR

Date	Rate	Realisation
12.02.20	0,49%	59,86%
27.05.19	0,84%	148,40%
19.02.19	1,00%	142,00%
22.03.18	0,96%	25,62%
01.02.18	0,96%	52,00%
14.09.17	0,99%	53,60%
12.07.17	1,04%	16,80%
23.05.17	1,04%	99,00%



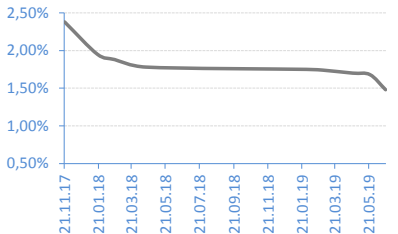
G-BONDS 3Y - EUR

Date	Rate	Realisation
23.10.19	0,60%	100,00%
18.06.19	1,15%	59,14%
12.03.19	1,23%	50,04%
23.01.19	1,25%	32,10%
20.04.18	1,20%	35,96%
28.03.18	1,24%	99,29%
02.02.18	1,29%	100,00%
21.12.17	1,49%	100,00%



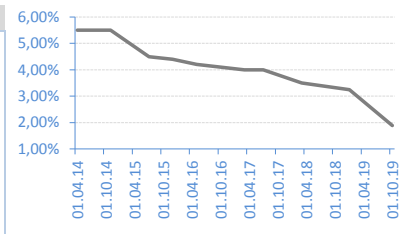
G-BONDS 5Y - EUR

Date	Rate	Realisation
20.06.19	1,48%	47,86%
23.05.19	1,68%	77,32%
22.04.19	1,70%	19,90%
27.02.19	1,74%	37,84%
29.01.19	1,75%	41,25%
16.04.18	1,78%	52,41%
19.02.18	1,88%	79,99%
19.01.18	1,95%	80,28%



G-BONDS 10Y - EUR

Date	Rate	Realisation
09.10.19	1,89%	100,00%
16.01.19	3,25%	139,40%
26.03.18	3,50%	86,85%
13.07.17	4,00%	42,95%
15.03.17	4,00%	65,60%
25.05.16	4,20%	96,00%
04.12.15	4,40%	100,00%
28.07.15	4,50%	76,77%



G-BONDS 12Y - EUR

Date	Rate	Realisation
26.02.20	1,89%	105,47%

G-BONDS 20Y - EUR

Date	Rate	Realisation
29.01.20	3,00%	150,00%

AKCIJE / Shares - REGULISANO TRŽIŠTE / REGULATED MARKET

Najtrgovanije HOV / Most Active

	Symbol	Closing price	% Change	Open	Max	Min	No of Trades	Volume	Volume RSD
NIS a.d. Novi Sad	NIIS	687	-1,43%	690	695	682	28	2.380	1.635.281
Alfa plam a.d. Vranje	ALFA	26.501	0,00%	26.510	26.510	26.500	3	56	1.484.050
Messer Tehnogas a.d. Beograd	TGAS	14.800	0,00%	14.800	14.800	14.800	2	100	1.480.000
Jedinstvo a.d. Sevojno	JESV	7.000	1,45%	7.000	7.000	7.000	2	100	700.000
Impol Seval a.d. Sevojno	IMPL	3.656	0,69%	3.656	3.656	3.656	6	136	497.216

Dobitnici / Gainers

	Symbol	Closing price	% Change	Open	Max	Min	No of Trades	Volume	Volume RSD
Philip Morris Operations a.d. Nis	DINNPB	6.440	5,57%	6.440	6.440	6.440	1	1	6.440
Dunav osiguranje a.d. Beograd	DNOS	3.805	4,25%	3.850	3.850	3.703	2	36	136.983
Tigar a.d. Piro	TIGR	31	3,33%	31	31	31	2	1.200	37.200
Jedinstvo a.d. Sevojno	JESV	7.000	1,45%	7.000	7.000	7.000	2	100	700.000
Vajiaonica bakra Sevojno a.d. Sevojno	VBSE	2.739	1,44%	2.705	2.800	2.705	2	28	76.690

Gubitnici / Decliners

	Symbol	Closing price	% Change	Open	Max	Min	No of Trades	Volume	Volume RSD
Energoprojekt holding a.d. Beograd	ENHL	540	-3,57%	540	540	540	1	100	54.000
Komercijalna banka a.d. Beograd	KMBN	2.944	-3,29%	2.999	2.999	2.912	4	123	362.091
NIS a.d. Novi Sad	NIIS	687	-1,43%	690	695	682	28	2.380	1.635.281

AKCIJE / SHARES - MTP

Najtrgovanije HOV / Most Active

	Symbol	Closing price	% Change	Bid (Volume)	Ask (Volume)	No of Trades	Volume	Volume RSD
Putevi a.d. Uzice	PUUE	105	-1,87%	125	95	105	7	965
Trgopromet a.d. Subotica	TRGOM	950	1,06%	950	950	950	1	572
Sloga a.d. Kac	SLPP	500	0,00%	500	500	500	7	515
Iritel a.d. Beograd	IRTL	1.270	-3,79%	1270	1270	1270	1	40
Gosa montaza a.d. Velika Plana	GMON	2.000	-4,76%	2000	2000	2000	2	15

Dobitnici / Gainers

	Symbol	Closing price	% Change	Bid (Volume)	Ask (Volume)	No of Trades	Volume	Volume RSD
Zlatarplast a.d. Nova Varos	ZLTP	5.111	27,78%	6000	5000	5111	3	9
Trgopromet a.d. Subotica	TRGOM	950	1,06%	950	950	950	1	572

Gubitnici / Decliners

	Symbol	Closing price	% Change	Bid (Volume)	Ask (Volume)	No of Trades	Volume	Volume RSD
Gosa montaza a.d. Velika Plana	GMON	2000	-4,76%	2000	2000	2000	2	15
Iritel a.d. Beograd	IRTL	1270	-3,79%	1270	1270	1270	1	40
Putevi a.d. Uzice	PUUE	105	-1,87%	125	95	105	7	965

Kontakt / Contacts:

Srđan Tomašević

srđjan.tomasevic@erstebank.rs

Trgovanje / Trading

011/220 9116

Aleksandar Zarić

aleksandar.zaric@erstebank.rs

Prodaja / Sales

011/220 9198

Aleksandra Parčetić

aleksandra.parcetic@erstebank.rs

Brokersko poslovanje / Brokerage

011/220 9159

Vladimir Vulević

vladimir.vulevic@erstebank.rs

Podrška i Razvoj / Support and Development

011 / 201 50 50

Nenad Đurović

nenad.djurovic@erstebank.rs

Trgovanje / Trading

011/ 220 9115

Dušan Stević

dusan.stevic@erstebank.rs

Prodaja / Sales

011/220 9118

Goran Sladoje

goran.sladoje@erstebank.rs

Prodaja / Sales

011/ 220 9132

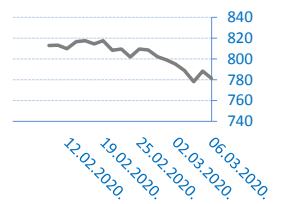
Izveštaj sačinio / Prepared by: Sektor sredstava / Treasury division

Informacije i cene iz ovog pregleda dobijene su iz izvora za koje verujemo da su pouzdani ali ne garantujemo njihovu tačnost i potpunost. Navedene informacije su važeće samo u trenutku njihovog sastavljanja a objavljuju se u ciju opšteg informisanja, pri čemu ne predstavljaju bilo kakav oblik investicionog saveta niti preporuke za investiranje niti na bilo koji način obavezuju Erste Bank ad Novi Sad u pogledu odgovornosti za štetu nastalu upotrebom informacija iz ovog pregleda.

The information and prices in this review are obtained from sources that we believe are reliable, but we do not guarantee their accuracy and completeness. The mentioned information is valid only at the time of their compilation and are published in the general information, whereby they do not represent any form of investment advice or recommendations for investing or in any way obligate Erste Bank ad Novi Sad in respect of liability for damages arising from the use of information referred to in of this review.

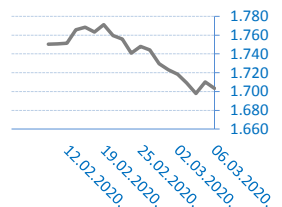
BELEX15

Vrednost / Value	767,78
Promena / Change	-13,26
%	-1,70%



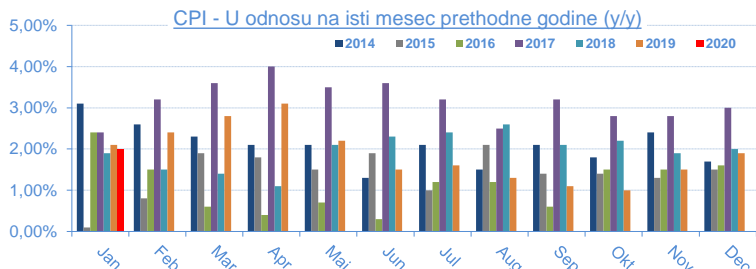
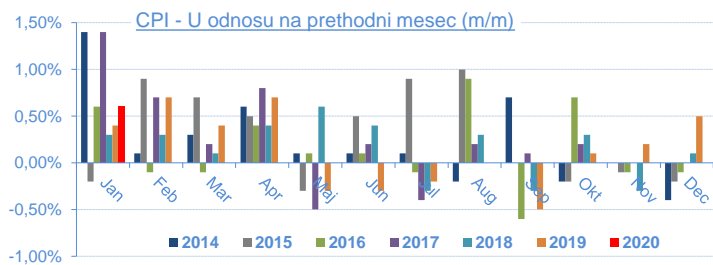
BELEXline

Vrednost / Value	1.703,50
Promena / Change	-6,57
%	-0,38%



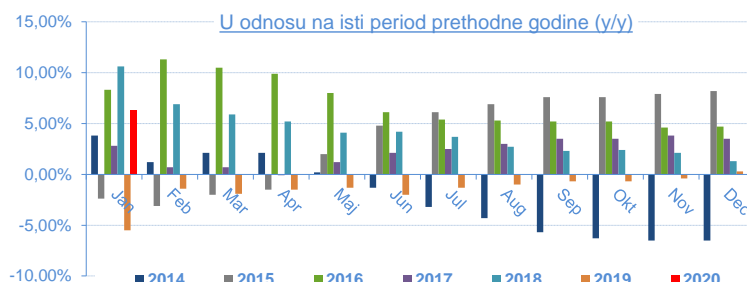
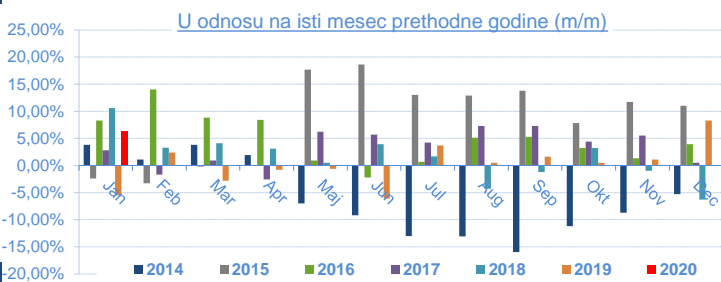
Indeks potrošačkih cena (Consumer Price Index - CPI) / 2020

	Jan	Feb	Mar	Apr	Maj	Jun	Jul	Aug	Sep	Okt	Nov	Dec
U odnosu na prethodni mesec (m/m)	0,60%											
U odnosu na isti mesec 2019. (y/y)	2,00%											
U odnosu na decembar 2019.	0,60%											
Datum objavljivanja / Published date	21.02.20											



INDUSTRIJSKA PROIZVODNJA / Industrial production / 2020

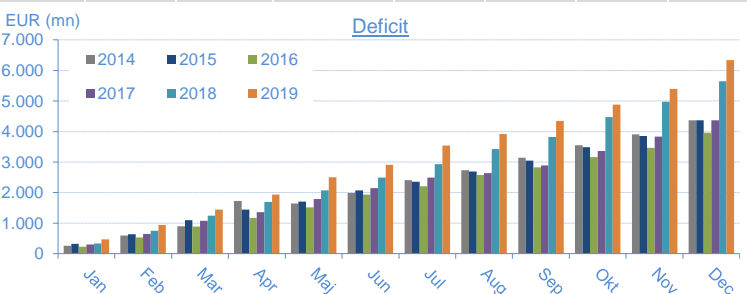
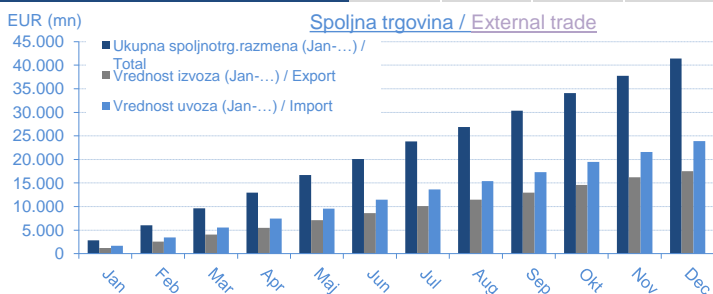
	Jan	Feb	Mar	Apr	Maj	Jun	Jul	Aug	Sep	Okt	Nov	Dec
U odnosu na isti mesec 2019 (m/m)	6,30%											
U odnosu na isti period 2019 (jan-...) (y/y)	6,30%											
U odnosu na prosek 2018	-6,50%											
Datum objavljivanja / Published date	28.02.20											



SPOLJNOTRGOVINSKA ROBNA RAZMENA / External Trade / 2019

* u eur mln

Mesec/Month	Jan	Feb	Mar	Apr	Maj	Jun	Jul	Aug	Sep	Okt	Nov	Dec
Ukupna spoljnotrg.razmena (Jan-...) / Total	2.840,40	6.015,80	9.626,40	12.958,60	16.675,50	20.077,90	23.801,00	26.891,80	30.323,80	34.095,90	37.765,80	41.408,50
Promena / Yearly change	7,80%	9,80%	8,10%	8,30%	9,70%	8,00%	9,00%	7,90%	7,90%	7,50%	7,60%	8,40%
Vrednost izvoza (Jan-...) / Export	1.186,90	2.539,90	4.092,80	5.510,50	7.087,40	8.584,20	10.131,20	11.488,50	12.986,20	14.607,70	16.183,60	17.533,40
Promena / Yearly change	3,00%	7,10%	6,90%	7,30%	8,30%	6,70%	7,20%	6,90%	7,00%	7,30%	7,40%	7,70%
Vrednost uvoza (Jan-...) / Import	1.653,50	3.475,90	5.533,60	7.448,10	9.588,10	11.493,70	13.669,80	15.403,30	17.337,60	19.488,20	21.582,20	23.875,10
Promena / Yearly change	11,50%	11,70%	9,00%	9,00%	10,80%	9,10%	10,40%	8,70%	8,70%	7,80%	7,70%	8,90%
Deficit (jan-...)	466,70	936,00	1.440,80	1.937,70	2.500,70	2.909,50	3.538,60	3.914,80	4.351,40	4.880,50	5.398,60	6.341,60
Promena / Yearly change	40,90%	26,50%	15,60%	14,20%	18,80%	17,00%	20,60%	14,50%	14,10%	9,20%	8,60%	12,50%
Pokrivenost uvoza izvozom (Export/Import ratio)	71,80%	73,10%	74,00%	74,00%	73,90%	74,70%	74,10%	74,60%	74,9%	74,9%	75,0%	73,4%
Datum objavljivanja / Published date	12.03.19	29.03.19	30.04.19	31.05.19	28.06.19	31.07.19	30.08.19	30.09.19	31.10.19	29.11.19	29.12.19	31.01.20



BUDŽETSKI BALANS / Budget balance

* u rsd mln

Budžetski balans u 2019.	12.752,10
January 2020	12.144,82
February 2020	
March 2020	
April 2020	
May 2020	
June 2020	
July 2020	
August 2020	
September 2020	
October 2020	
November 2020	
December 2020	
Budžetski balans u 2020. / Total 2020	12.144,82
Planirani deficit u 2020. / Planned	-3.897,80
Ostvarenje plana / Realisation	
Datum ažuriranja / Published date	06.03.20

